



t-line

p-line

Measured physical quantities:

- Temperature (-200 to +600°C)
- Releative humidity (0 to 100%RH)
- Compressed Air Humidity Up To 2.5MPa
- Computed values (dew point, absolute humidity, specific humidity, mixing ratio, specific enthalpy)
- Atmospheric pressure (600 to 1100hPa)
- CO₂ (0 to 10000ppm)
- PoE Powerover Ethernet

Part of each instruments is calibration certificate
Easy configuration via web pages

Measured physical quantities:

- Temperature (-50 to +80°C)
- Releative humidity (0 to 100%RH)
- 0-20mA to Ethernet
- PoE Powerover Ethernet

Part of each instruments is calibration certificate
Easy configuration via web pages



www.cometsystem.cz

www.cometsystem.cz

www.myj-sensores.com

info@myj-sensores.com

Applications:

Stores



Server rooms



Building management




Hospitals, laboratories and pharmaceuticals





Industry





Features:


- 


Ethernet interface
10Base-T/100Base-TX Ethernet interface via standard RJ45 connector. IP address can be obtain automatically from DHCP server or set manually.
- 

Configuration via web pages
Actual measured values are accessible via powerful embedded web server. Web pages are ready for access from mobile devices like smartphones and tablets.
- 


Device configuration via web pages is possible too. The device allows you to user customize the design of web pages.
- 


History values memory
Capacity of the memory is 1000 records for each channel.
- 


History graphs
Graphs with history values are accessible via web pages. It is very easy to show graphs on PC, tablet or smartphone.
- 


Email
Warning email are sent when measured value exceed selected limits. Emails are also send when values returns back into safe range.
- 


History export to CSV
History values can be exported for next processing by the CSV file. CSV file can be downloaded from web pages or periodically send as email ADAC hment.


- 


Actual values via XML
XML protocol for actual measured values reading.
- 

SNMP protokol
SNMP version 1 protocol for IT infrastructure. Using SNMP protocol you can read actual measured values, alarm status and alarm parameters. Via SNMP protocol is also possible to get last 1000 measured values from history table.
- 

SNMP Trap
SNMP Trap for IT infrastructure.
- 

SOAP protokol
The device allows to send currently measured values via SOAP v1.1 protocol. The device sends values in XML format to the web server.
- 

Syslog protokol
Syslog protocol for IT infrastructure monitoring systems.
- 

SNTP protokol - time synchronization
Time synchronisation with SNTP server.
- 

ModbusTCP protokol
Modbus protocol for communication with SCADA systems or third party software.